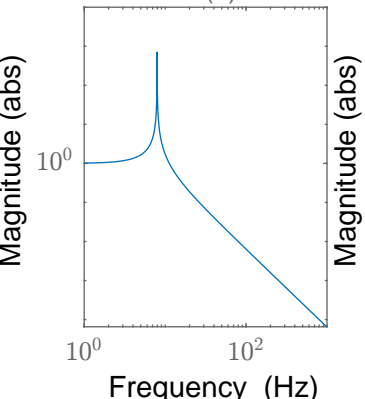


Bode Diagram

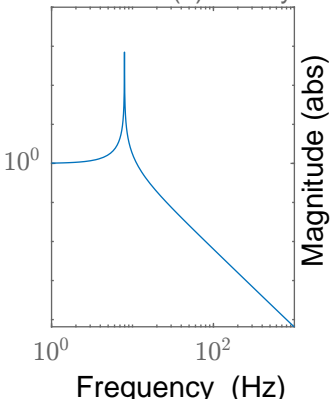
From: $\ln(1)$ To: ax



Frequency (Hz)
Bode Diagram

Bode Diagram

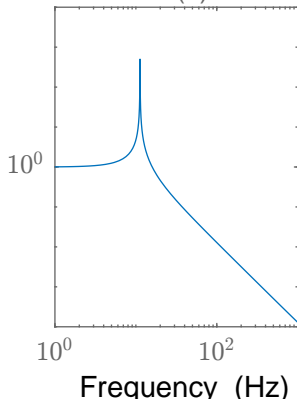
From: $\ln(1)$ To: ay



Frequency (Hz)
Bode Diagram

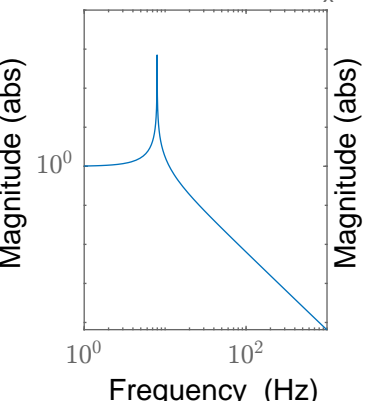
Bode Diagram

From: $\ln(1)$ To: az



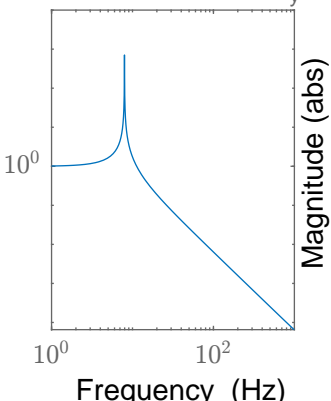
Frequency (Hz)
Bode Diagram

From: $\ln(1)$ To: $atheta_x$



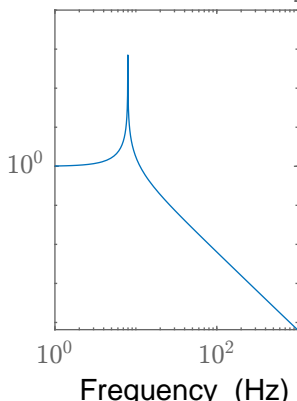
Frequency (Hz)

From: $\ln(1)$ To: $atheta_y$



Frequency (Hz)

From: $\ln(1)$ To: $atheta_z$



Frequency (Hz)